

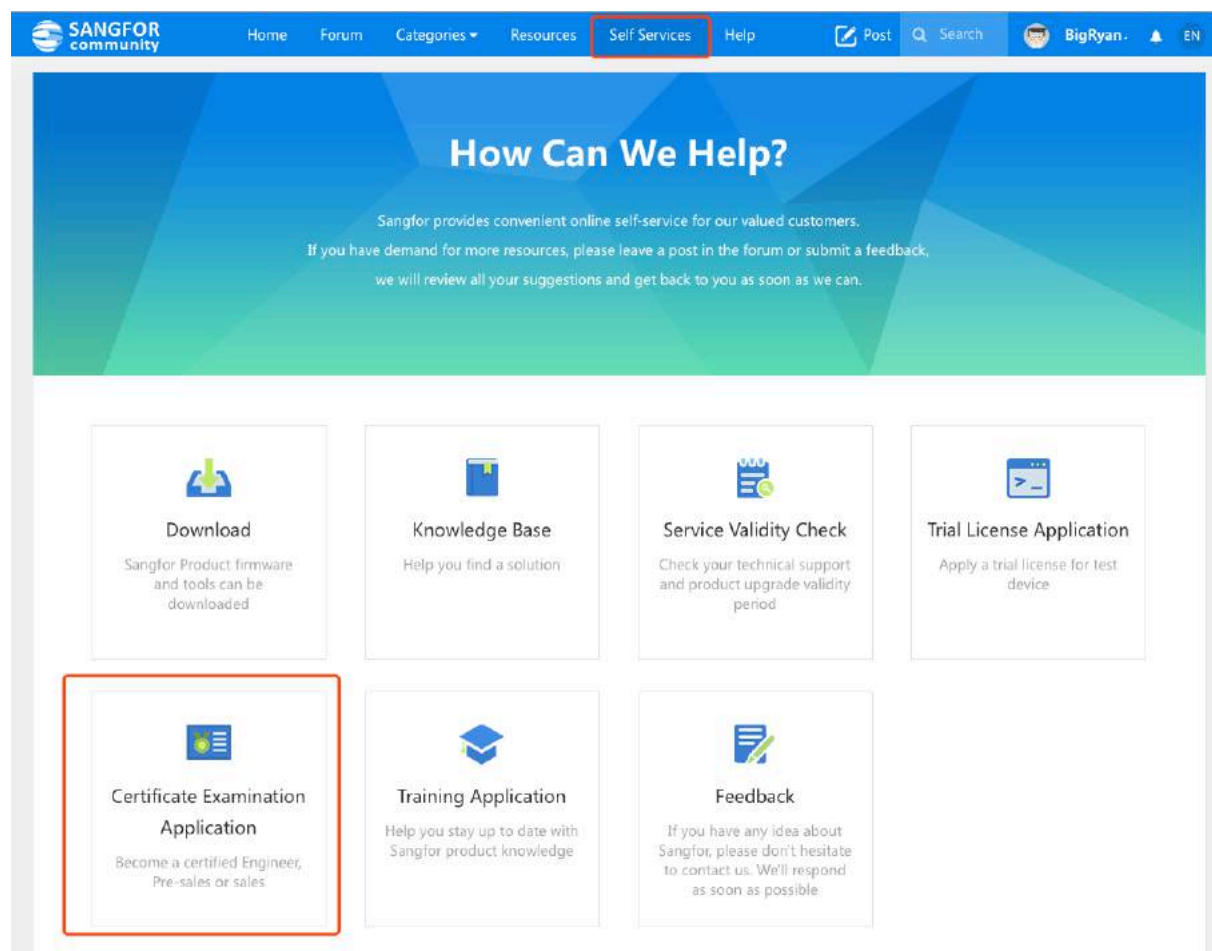
Sangfor Certification Exam Guidelines

Chapter 1 Book Your Written Exam

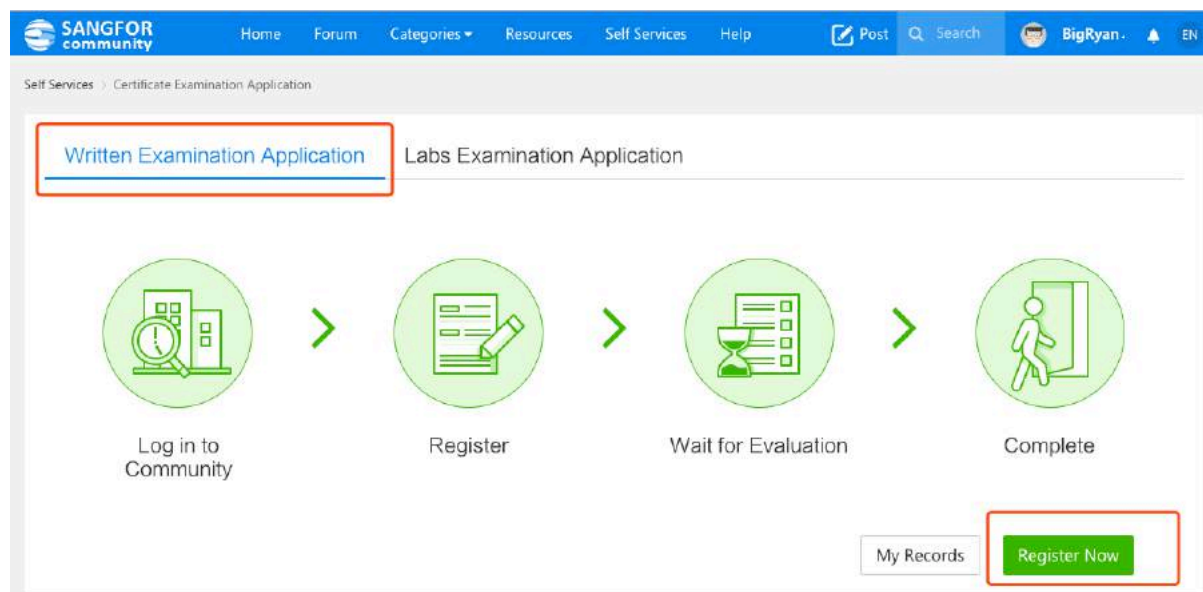
Once you have verified Sangfor Partnership in the Community, you are eligible to schedule your written and lab exams.

Note: you may refer to the following link for partnership verification:
<https://mailchi.mp/sangfor/sangfor-community-partners>

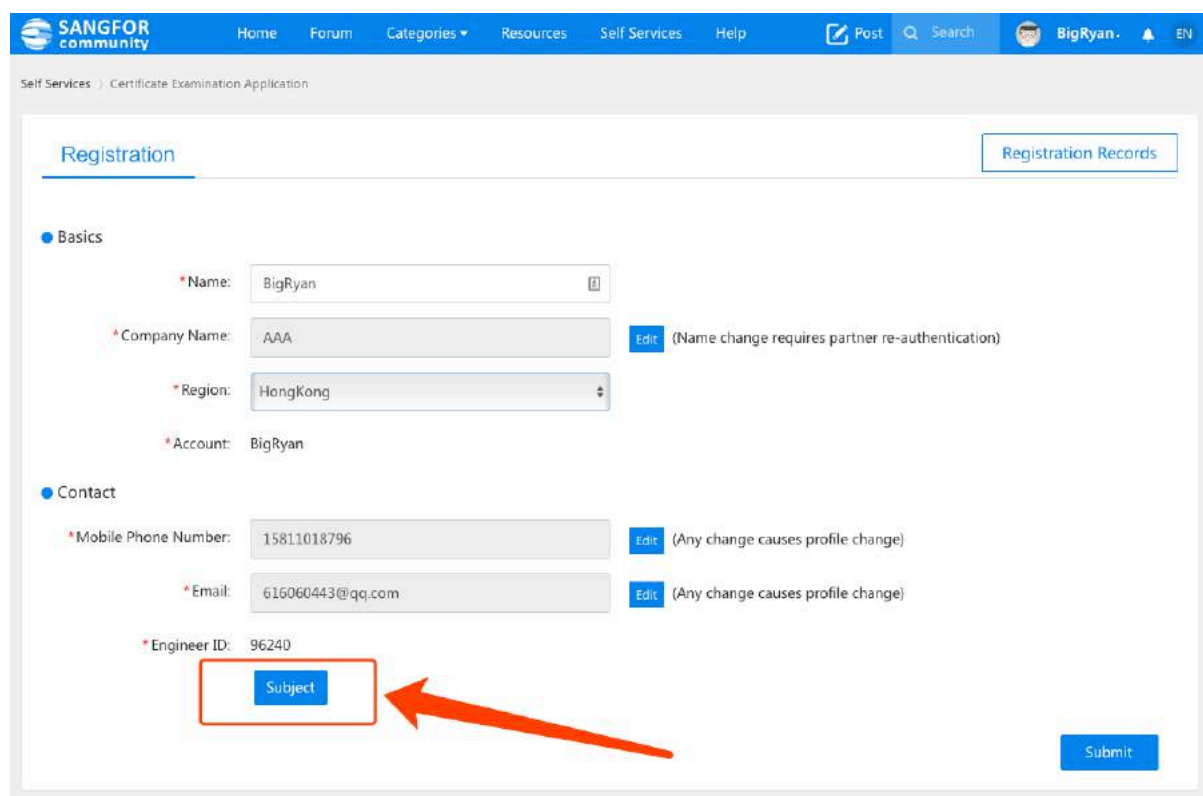
Step 1: Login the Community and go to [Self Service] - [Certificate Examination Application].



Step 2: Go to [Written Examination Application] and click [Register Now].



Step 3: Click [Subject], select your exam and click [Submit].



SANGFOR community Home Forum Categories Resources Self Services Help Post Search BigRyan . EN

Self Services > Certificate Examination Application

Registration Registration Records

Basics

* Name: BigRyan

* Company Name: AAA Edit (Name change requires partner re-authentication)

* Region: HongKong

* Account: BigRyan

Contact

* Mobile Phone Number: 15811018796 Edit (Any change causes profile change)

* Email: 616060443@qq.com Edit (Any change causes profile change)

* Engineer ID: 96240

* Subjects Available:

Subject: ☒ IAM-IAM_Associate ☒ NGAF-NGAF_Associate ☐ WANO-WANO_Associate ☐ HCI-HCI_Associate

Submit

Step 4: You will receive your exam account in [community message] within 24 hours.

SANGFOR community Home Forum Categories Resources Self Services Help Post Search BigRyan . EN

Topic System Private Chats

Your registration request for [WANO-WANO_Associate](#) examination has been approved. Please log in to SSL VPN server to take the examination and change the default password. You may use the same account to log in to both systems. [\[Check My Account\]](#) [\[Download VPN\]](#) [\[Go to exam\]](#) Yesterday 17:38

Your registration request for [NGAF-NGAF_Associate](#) examination has been approved. Please log in to SSL VPN server to take the examination and change the default password. You may use the same account to log in to both systems. [\[Check My Account\]](#) [\[Download VPN\]](#) [\[Go to exam\]](#) Yesterday 17:38

Your registration request for [IAM-IAM_Associate](#) examination has been approved. Please log in to SSL VPN server to take the examination and change the default password. You may use the same account to log in to both systems. [\[Check My Account\]](#) [\[Download VPN\]](#) [\[Go to exam\]](#) Yesterday 17:38

You have been authenticated as Sangfor partner and have access to more resources. [Partner Board](#) Yesterday 17:09

Notes: This Account is used for both SSL VPN and Exam Systems.

SANGFOR community Home Forum Categories Resources Self Services Help Post Search BigRyan . EN

Account: BigRyan-HongKong

Default Password: 12345678

Chapter 2 Take Your Written Exam

Step 1: Login the SSL VPN

Click here to login the SSL VPN: <https://demo.sangfor.com>
Or click [Download VPN] in the community messages to continue.



← → ↻ ⚠ Not Secure | https://demo.sangfor.com/por/login_psw.csp?rnd=0.06420252220711098#http

SANGFOR

Access SSL VPN

BigRyan-HongKong

.....

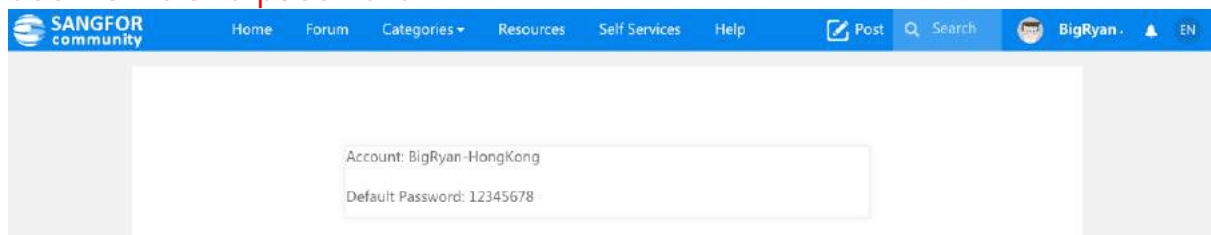
Log In Anonymous

Other Login Method:

Use Certificate

- Please [download components](#).
- For more help information, [click here](#)

Note: You may click [Check My Account] in the community messages for username and password.



SANGFOR community Home Forum Categories Resources Self Services Help Post Search BigRyan · EN


Account: BigRyan-HongKong

Default Password: 12345678

Step 2: Login the Exam System

Click here to login the Exam System <http://192.200.19.205>
Or click [Go to exam] in the community messages to continue.

Note: Username and Password are the same as your SSL VPN account.

 **SANGFOR**

Online Exam

User Login


Username :

Please Insert Your Username

Password :

Password length 6 digits or more, number, letter or other characters

Verification Code :




Verification code length 4 digits, numbers or letters

Login

Forget Password ?

Step 3: Complete the exam


 **SANGFOR**


Good Day! (TestMY) User Center Exit


Online Exam


我的考场 温馨提示：请使用Chrome谷歌、Firefox火狐、IE10+、Safari7+浏览器，以保证兼容性。

在允许考试时间范围考场列表


Partner WANO
Certification


Partner NGAF
Certification


Partner HCI
Certification


Partner IAM
Certification

50

☆

Which of the following issue can be solved by enabling NGAF Droplist / Software Bypass?

A.Sending IP fragment in Anti-DoS/DDoS is enabled.

B.NGAF deployed as Virtual Wire Mode and everything is denied in Access Control Policy.

C.In trunk environment,NGAF uses trunk interface deployed as Bridge Mode and there is no VLAN ID range configured.

D.In trunk environment,NGAF use trunk interface deploy as Bridge Mode and wrong VLAN ID range is configured.

☐ A

☐ B

☒ C

☐ D

01 : 49 : 20

Back to Top List of questions

Completed 49questions, total 50questions. Total Score: 100 Passing Score: 60 Exam Time: 120minutes


Submit

Step 4: Pass the exam with 60+ scores

Good Day! (TestMY)

User Center

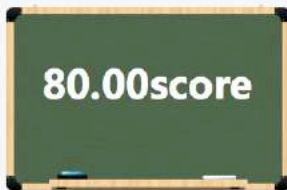
Exit

 **SANGFOR**

Online Exam

Exam Places Selection / Partner NGAF Certification / Formal Exam / Result

2017 Sangfor Partner Certification - NGAF Associate



Exam Details :

Total Score : **100** Passing Score : **60** Time Elapsed : **11minutes**

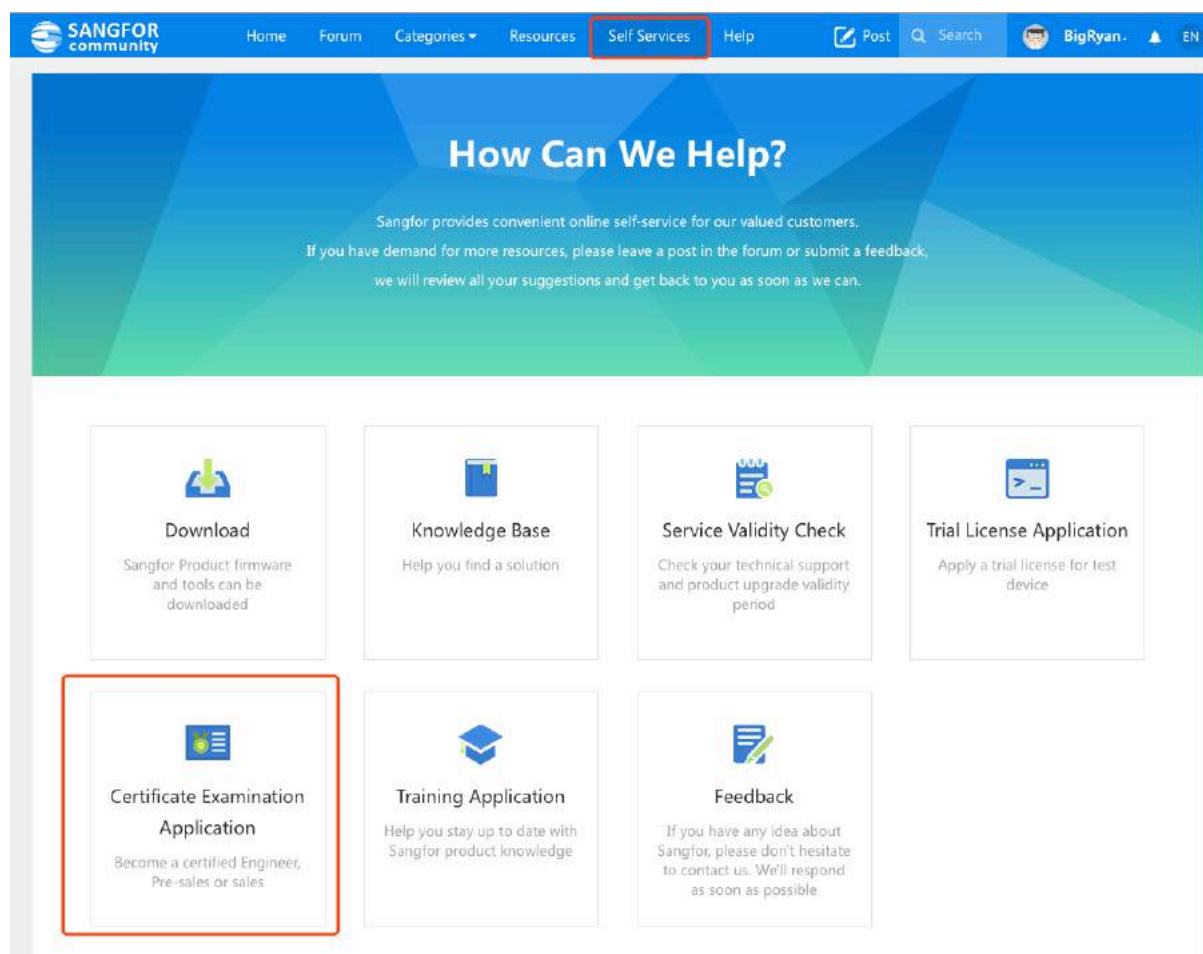
Type of Questions	Number of Questions	Questions answered correctly	Total Score	Your Score
Single-Choice	50	40	100.0	80.0

This exam contains **50** questions, Total Score is **100**, You have answered **40** questions correctly, Score is **80.00**.

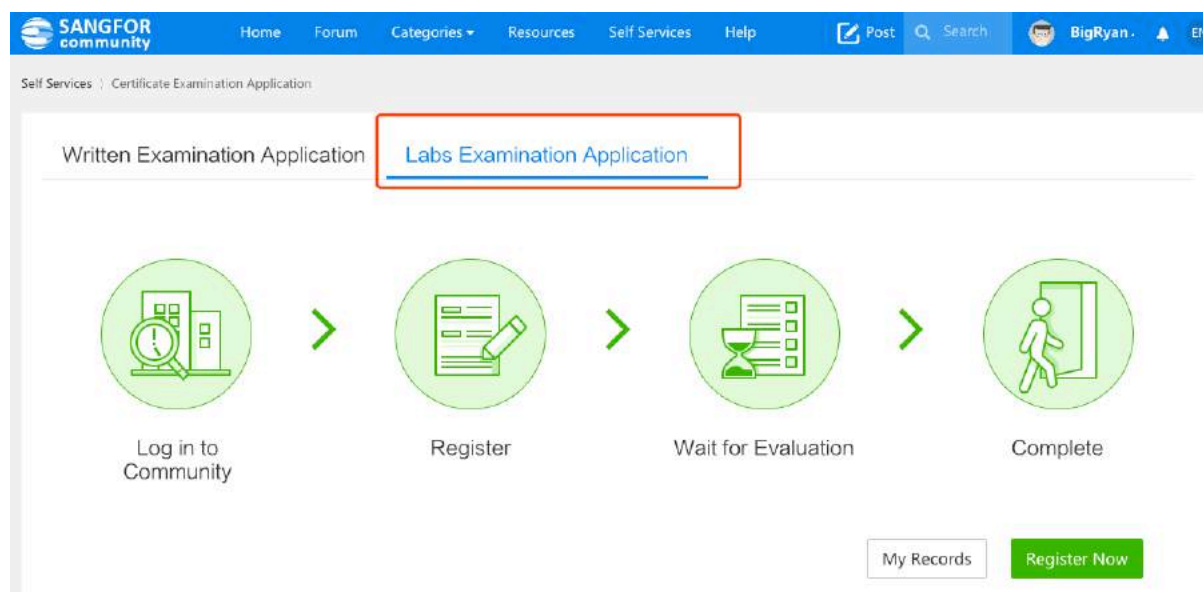
Chapter 3 Book Your Lab Exam

Once you have passed the written exam, you are eligible to schedule your lab exam.

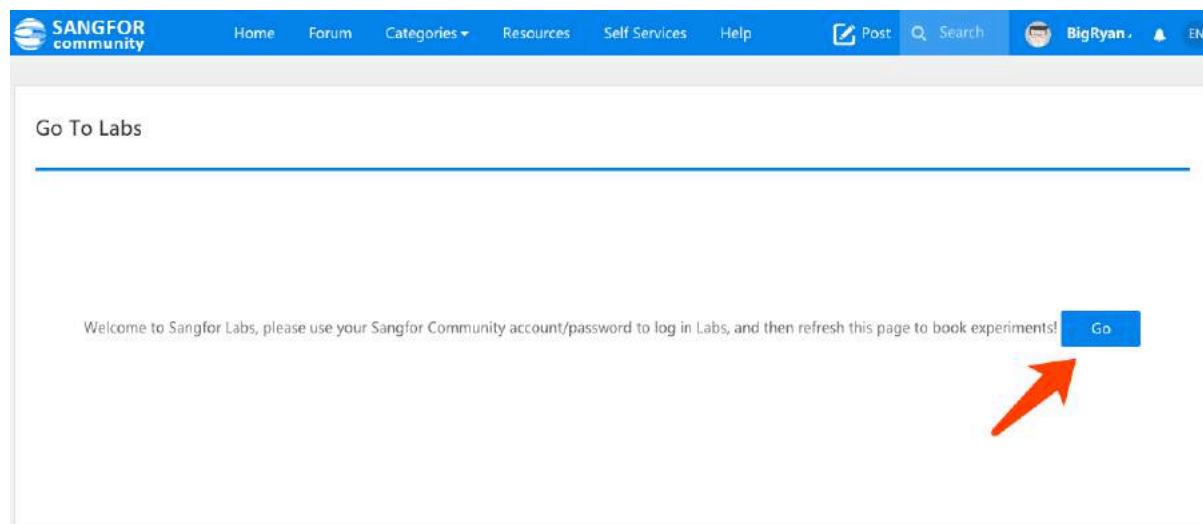
Step 1: Login the Community and go to [Self Service] - [Certificate Examination Application].



Step 2: Go to [Labs Examination Application] and click [Register Now].



Step 3: If you have not visited sangfor labs (<http://labs.sangfor.com>) before, please login with your community account and password first and then go back to community for booking.



Step 4: Click [Subject] to choose subject, scenario and date.

A screenshot of the Sangfor Labs 'Registration' form. The header is blue with the 'SANGFOR community' logo and navigation links. The main content area is titled 'Registration' and has a 'Registration Records' button. The form is divided into two sections: 'Basics' and 'Contact'. The 'Basics' section includes fields for Name (BigRyan), Company Name (AAA), and Account (BigRyan). The 'Contact' section includes fields for Mobile Phone Number (15811018796), Email (616060443@qq.com), and Engineer ID (96240). Below these fields is a section titled '* Subjects Available:' which is highlighted with a red box. This section contains three rows of radio button options: Subject (IAM-IAM_Associate, NGAF-NGAF_Associate, WANO-WANO_Associate), Scenario (IAM-IAM_Associate_Lab exam_01, IAM-IAM_Associate_Lab exam_02, IAM-IAM_Associate_Lab exam_03), and Date (2018-06-12, 2018-06-13, 2018-06-14, 2018-06-15, 2018-06-16, 2018-06-17, 2018-06-18, 2018-06-19). A blue 'Submit' button is located at the bottom right of the form.

Step 5: Record the exam Scenario and Date information after successful appointment.

The screenshot shows the Sangfor Community website interface. The top navigation bar includes links for Home, Forum, Categories, Resources, Self Services, and Help. The user is logged in as 'BigRyan'. The breadcrumb trail indicates the path: Self Services > Certificate Examination Application > My Labs Examination Records. The main content area is titled 'Registration' and displays a confirmation message: 'Your request is approved.' Below this, the application details are shown: Application Time (2018-06-08) and Status (Your request is approved.). The 'Basics' section includes Name (BigRyan), Company Name (AAA), and Account (BigRyan). The 'Contact' section includes Mobile Phone Number (15811018796) and Email (616060443@qq.com). The 'Subject' section, highlighted with a red box, includes Subject (NGAF-NGAF_Associate), Scense (NGAF-NGAF_Associate_Lab exam_02), and Exam time (2018-06-08). At the bottom, there are two buttons: 'Go To Labs' (green) and 'Cancel' (red).

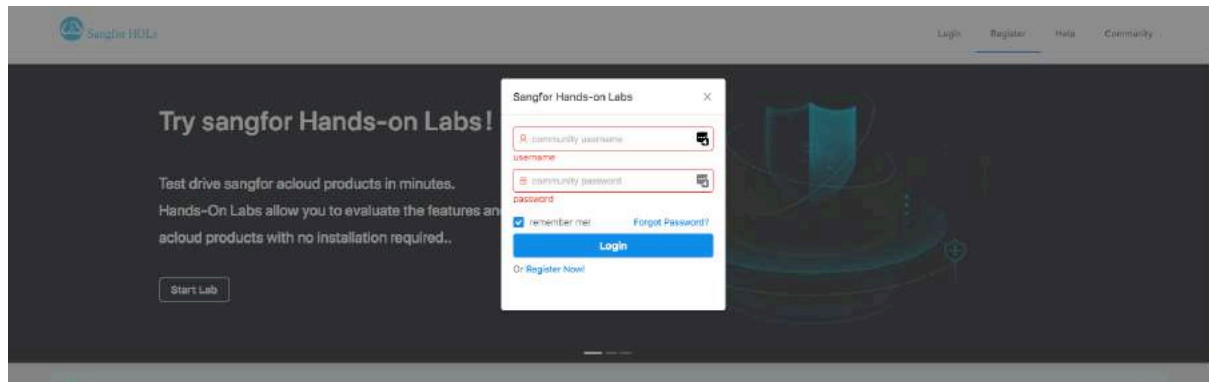
Note: If you have any questions, you can get help from community posts.

Chapter 4 Take Your Lab Exam

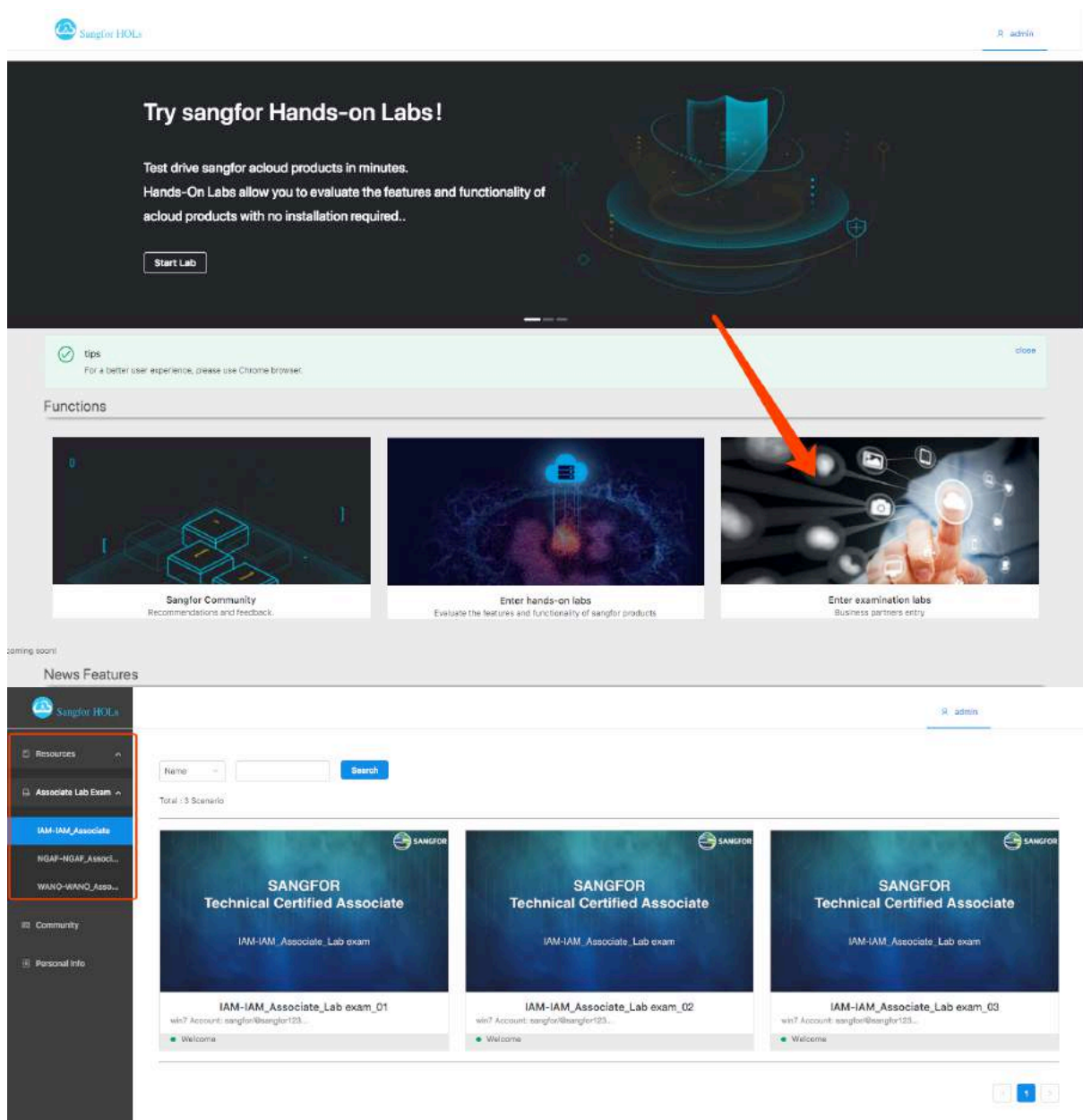
Step 1: Login the Labs

Click here to login the Labs: <http://labs.sangfor.com>

Note: Username and Password are the same as your Community account.



Step 2: Go to [Enter examination labs] and find your booked Scenario.



Step 3: Click [Download the document] to download <Answer Sheet> and read it carefully.

The image shows a two-part process. The top part is a screenshot of the Sangfor HOLA portal. On the left is a sidebar with navigation links: Resources, Associate Lab Exam, IAM-IAM_Associate, NGAF-NGAF_Associate (highlighted), and WAN-WAN_Associate. The main content area displays 'NGAF-NGAF_Associate_Lab exam_02'. It includes a 'win7 Account: sangfor@sangfor123', an administrator 'ryan.zhang@sangfor.com', and a version '1'. The 'Document' section has a 'Download the document' link, which is highlighted with a red box and a red arrow. Below this is a 'View Document' button and an 'ENROLL' button. To the right is a video player showing a 'SANGFOR Technical Certified Associate' logo. Below the video is a 'Scenario deployment instructions' section. It contains an 'Attention' box with exam rules: examination time (08:00 to 22:00 Malaysia Time GMT+8), requirement to put steps and screenshots into an answer sheet, and submission instructions to tech.support@sangfor.com. To the right of the instructions are sections for 'Hardware environment configuration' and 'Software environment configuration', both showing 'No Data Available'.

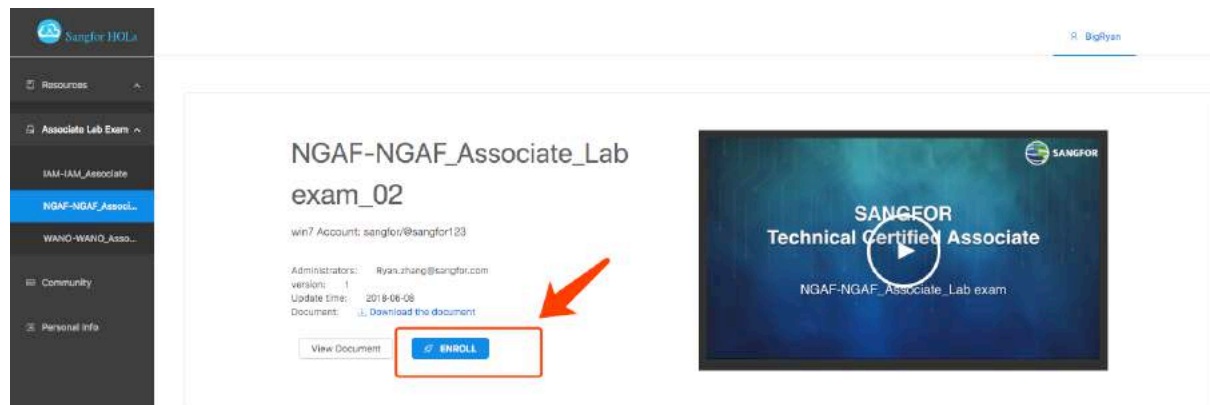
The bottom part is a screenshot of a Microsoft Word document titled '[Answer Sheet] zone-product line-company name- name'. The document is the 'Service Capability Assessment Answer Sheet'. It includes fields for 'Company Name' and 'Personnel Name'. A red 'Attention' note asks to rename the document to '[zone-product line-company name- name]' with the example 'shenzhen-Advanced NGAF-Sangfor Technology-Bryan'. A 'Sample Answer' section provides instructions to provide a screenshot of the answer with a simple description, delete the sample answer, and create a cluster for servers. It includes a screenshot of a Sangfor management interface showing three nodes with their respective CPU, Memory, and IO usage. Below the screenshot is a 'Cluster IP' field.

Page 2 of 3 15 of 151 words English (United States) 100%

Step 4: Click [ENROLL] to start.

The Exam PC Username is sangfor

The Exam PC Password is @sangfor123



Step 5: Write down your answers in the answer sheet.

- The exam questions are shown on the exam pc.
- Paste all steps and screenshots into the answer sheet. Marks will be given based on the answer sheet.
- Examination Time is 08:00 to 22:00 (Malaysia Time GMT+8).

Step 6: Submit the answer sheet.

- Do not forget to write your Company name and personnel name on the answer sheet.
- Please submit your answer sheet to tech.support@sangfor.com on examination day before 22:00 (Maylaysia Time GMT+8).